

# Elevator Fire & Emergency Signage

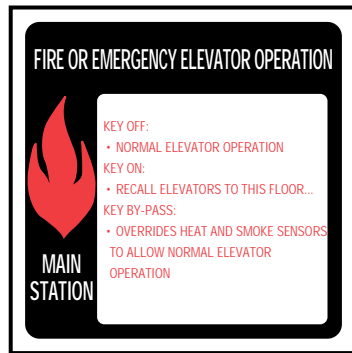
## SAFETY SIGNAGE

- Plastic Non Glare finish.
- 3M full back adhesive, foam adhesive available.
- Process screen inks resist sun and light fading.
- Signs also available in full range of materials (Stainless Steel, Brass, Muntz, etc. call for pricing).
- We have the plastic metal look signs at a fantastic price.

## LEXAN® FLEXIBLE DECALS

- 7 mil Lexan (polycarbonate) Non Glare, scratch resistant, flexible signs.
- 3M full back adhesive.
- Process screen inks resist sun and light fading.

Lexan is a registered trademark of the General Electric Corporation.



SFOM-66-10 ▶ 6 x 6



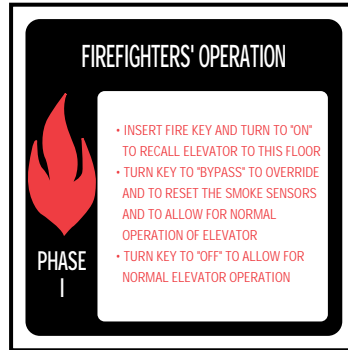
SFOM-66-11 ▶ 6 x 6



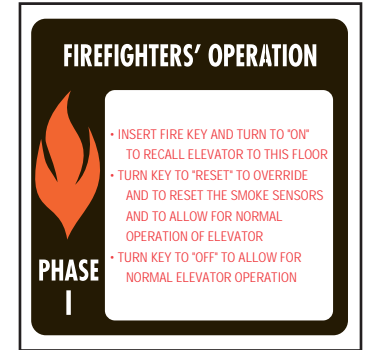
SFOM-66-14 ▶ 6 x 6



SFOM-66-15 ▶ 6 x 6



SFOM-66-16 ▶ 6 x 6



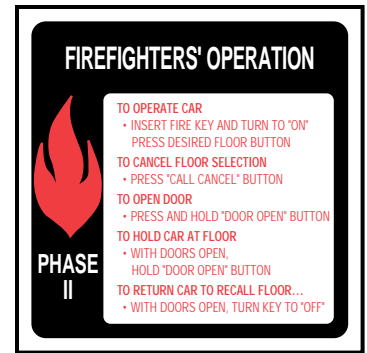
SFOM-66-16RESET ▶ 6 x 6



SFOM-66-17NY ▶ 6 x 6



SFOM-66-17 ▶ 6 x 6



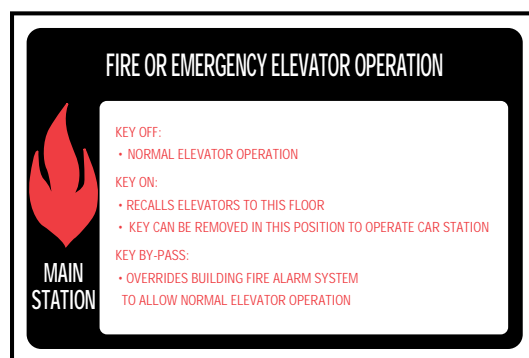
SFOM-66-18 ▶ 6 x 6



SFOM-66-19 ▶ 6 x 6



SFOM-66-34 ▶ 6 x 6



SFOM-96-05 ▶ 9 x 6

NO MINIMUM ORDER

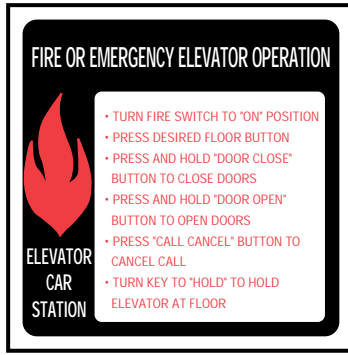
630. 554. 8448

888. 554. 8448

# Elevator Fire & Emergency Signage



SFOC-66-19 ▶ 6 x 6



SFOC-66-20 ▶ 6 x 6



SFOC-66-22 ▶ 6 x 6



SFOC-66-23 ▶ 6 x 6



SFOC-66-24 ▶ 6 x 6



SFOC-66-26 ▶ 6 x 6



SFOC-66-34 ▶ 6 x 6



SFOC-66-35 ▶ 6 x 6



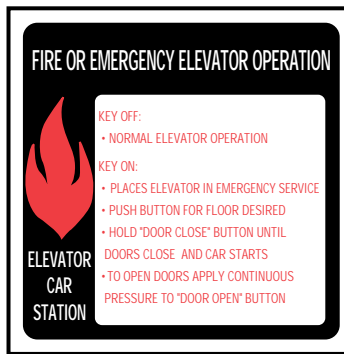
SFOC-66-36 ▶ 6 x 6



SFOC-66-40 ▶ 6 x 6



SFOC-66-41 ▶ 6 x 6



SFOC-66-43 ▶ 6 x 6



SFOC-66-46 ▶ 6 x 6



SFOC-66-48 ▶ 6 x 6

# Elevator Fire & Emergency Signage



**SFOC-66-50**  
6 x 6



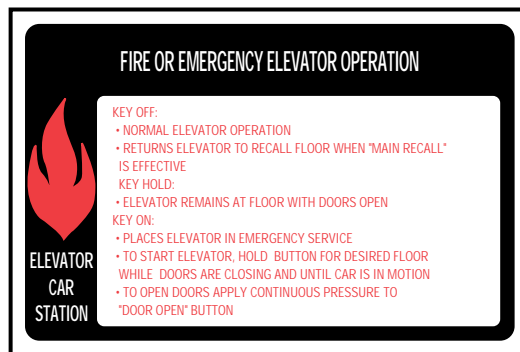
**SFOC-66-51**  
6 x 6



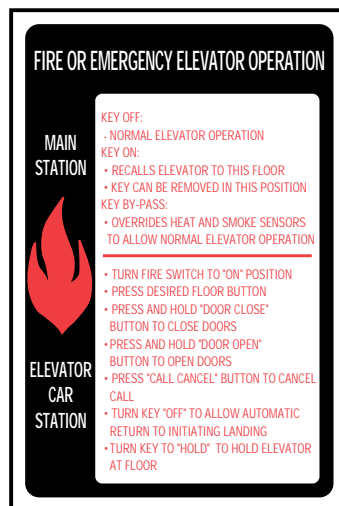
**SFOC-69-01**  
6 x 9



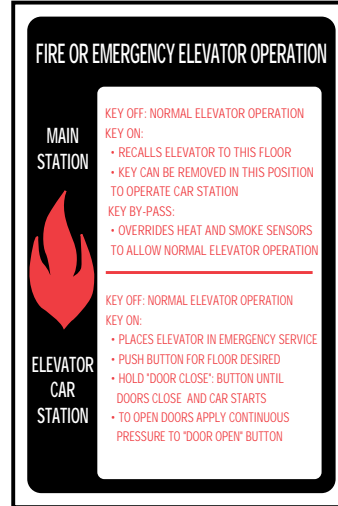
**SFOC-96-04**  
9 x 6



**SFOC-96-08**  
9 x 6



**SFOMC-69-03** ▶ 6 x 9



**SFOMC-69-14** ▶ 6 x 9

## Fire Fighters Signage

### FIREFIGHTERS' OPERATION



**When flashing, exit elevator**

To operate car	Insert fire key and turn to "ON" Press desired floor button
To cancel floor selection	Press "CALL CANCEL" button
To close power-operated door	Press and hold "DOOR CLOSE" button
To open power-operated door	Press and hold "DOOR OPEN" button
To hold car at floor	With doors open, turn key to "HOLD"
To automatically send car to recall floor	With doors open, turn key to "OFF"

**PHASE 2-FH1998**  
6 x 6

### FIRE OPERATION



**When flashes, exit elevator**

To operate car	Insert fire key and turn to "ON" Press desired button.
To cancel floor selection	Press "CALL CANCEL" button.
To close power-operated door	Press and hold "DOOR CLOSE" button.
To open power-operated door	Press and hold "DOOR OPEN" button.
To hold car at floor	Turn key to "HOLD".
To automatically send car to recall floor	With doors open, turn key to "OFF".

**PHASE 2-FH2000**  
6 x 6

### FIRE OPERATION



**When flashes, exit elevator**

To operate car	Insert fire key and turn to "ON" Press desired button.
To cancel floor selection	Press "CALL CANCEL" button.
To close power-operated door	Press and hold "DOOR CLOSE" button.
To open power-operated door	Press and hold "DOOR OPEN" button.
To hold car at floor	With doors open, turn key to "HOLD".
To automatically send car to recall floor	Turn key to "OFF".

**PHASE 2 FH2002**  
**PHASE 2-FH2004**  
6 x 6

NO MINIMUM ORDER

630. 554. 8448

888. 554. 8448