



BRAILLE AND ELEVATOR SIGNAGE

FIRE OR EMERGENCY ELEVATOR




CAR STATION BRAILLE PLATES

KEY OFF - NORMAL ELEVATOR SERVICE
KEY ON:
PLACES ELEVATOR IN EMERGENCY SERVICE
PUSH BUTTON FOR FLOOR DESIRED
MAINTAIN PRESSURE ON BUTTON TO CLOSE DOOR
TO OPEN DOORS APPLY CONTINUOUS PRESSURE TO "OPEN DOOR" BUTTON
TURN KEY TO "HOLD" TO HOLD ELEVATOR AT FLOOR



JAMB BRAILLE PLATES



CUSTOM ELEVATOR BRAILLE SIGNS



IN CASE OF FIRE SIGNAGE



ESCALATOR SIGNAGE



OSHA SIGNAGE



FIRE OR EMERGENCY ELEVATOR SIGNAGE



MEDICAL /NO SMOKING SIGNAGE



MAINTENANCE SIGNAGE



NAME PLATES AND DATA TAGS



CERTIFICATE FRAMES



CAPACITY AND FREIGHT

NO SMOKING

ELEVATOR CAR ATTENTION

WARNING
ELEVATOR TO FIRST FLOOR
BELL AND BUZZER ARE ON.

UP

4

4

USE STAIRWAYS IN CASE OF FIRE
DO NOT USE ELEVATOR

CALL NAME	DATE	TEST
GOVERNOR SAFETY TAG	NO LOAD TEST	DATE OF TEST



Bill & Mildred Truxes

Bill Truxes epitomizes a true American patriot. As a young, idealistic man of 24 years old, Bill joined the Army Air Corps and became a B-24 (Liberator) bomber pilot. While serving in World War II, he was shot down during the Battle of the Bulge and became a POW in Germany in 1944. He was liberated at the end of the war.

With his beliefs and ideals intact he returned to Nebraska. He and Mildred, his devoted wife, started their family of six children, two boys and four girls.

Supporting the family, Bill worked at Swift & Company for over 30 years rising to a Vice President in Chicago. After his retirement in 1975 he and Mildred founded the Truxes Company. Since then the company has grown and changed, with all six children playing a part at one time or another.

To this day, Bill maintains his involvement with the company and continues to apply those same ideals that have guided his life to the business—which has made it the success it is today.

The Truxes braille and ADA elevator signs that we manufacture are specifically designed for the visually impaired. We have a commitment to quality and take great pride in the first rate service we give our customers.

At Truxes, there are no minimum orders. Samples are available on request. We have an extensive inventory of catalog items on hand for immediate delivery. With our experienced staff and our technological advancements we can also help you with all your custom sign needs.

If you don't find your sign in this catalog we can design one for you!

Samples are always available upon request

Buy the Best Even If You Have To Pay Less

Great Service — No Minimum — Quality Products

Table of Contents	Page
Car Station Braille Plates	2-3
Jamb Braille Plates	4-5
Custom Elevator Braille Signs	6
Introduction To Elevator Signage	7
In Case of Fire Signage	8-9
Escalator	10
OSHA	11
Fire or Emergency Elevator Signage	12-14
Medical / No Smoking	15
Maintenance	16
Name Plates and Data Tags	17
Certificate Frames / Stencils	18
Capacity and Freight	19
Custom Fabricated / Elevator Identification Signage	20
Custom ADA Signage	21

Car Station Braille Plates

- Standard car braille meets all ADA standards.
- Powder epoxy black background color with brushed stainless steel copy 22 gauge (.030) thick.
- Your choice of one mounting method:
 - pressure sensitive
 - holes with drive pins
 - (1) threaded stud.
- News Gothic typestyle.
- 5/8" character available in regular or condensed.
- Truxes car station plates will hold any 1 or 2 letter/number combinations.

For other materials or finishes please see page 3.



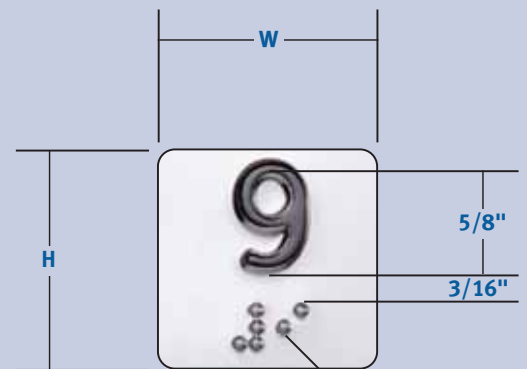
Sizes and finishes shown are for example only. All finishes are available on all sizes.

.030" MIN. EMBOSSED

STANDARD MOUNTING METHOD:

1. 10 mil pressure sensitive backing
2. (1) #6-32 x 3/8" Stud Mount
3. (2) .104" Dia. Mounting Holes
Uses .098 Drivescrews #2 x 3/8"
(#44 [.086] customer drill size)

.030" MATERIAL THICKNESS



BRAILLE TRANSLATION



NO MINIMUM ORDER
630. 554. 8448
888. 554. 8448

ITEM #	STOCK #	SIZE (W X H)	RADIUS
1	C1382	1.375 x 1.375	1/16
2	OVAL	1.75 x 1.35	
3	C125	1.25 x 1.25	1/16
4	C1825	1.125 x 1.25	1/8
5	C125	1.25 x 1.25	1/16
6	C1258	1.25 x 1.25	1/8
7	C780	.875 x 1.375	1/16
8	C115	1.5 x 1 BRAILLE LEFT	1/16
9	C13828	1.375 x 1.375	1/8
10	C138	1 x 1.375	1/8
11	CRESCENT	1.450 x 1.25	3/4
12	C100	1 x 1.25	1/16
13	MONK	44.5 MM X 22.5 MM	1/8
14	C1258 w/FLANGE	1.25 x 1.25	1/8
15	CR25	1.25 DIAMETER	
16	CR38	1.35 DIAMETER	
17	C325	3.25 x 1.25	1/16
NOT SHOWN			
	CR1375	1.375 DIAMETER	
	CR150	1.5 DIAMETER	
	C150	1.5 x 1.5	1/16
	C118	1.25 x 1.25	1/16

STANDARD OPTIONS FOR CAR STATION PLATES

A	All Brushed Stainless Steel Finish
B	Brushed Brass Character, Black Background
C	All Brushed Brass Alloy 260
D	All Brushed Muntz Alloy 280
E	All Mirror Stainless
F	All Mirror Brass Alloy 260
G	All Mirror Muntz Alloy 280
H	Black Character
I	White Character
J	Mirror Character on Black Background
K	Double Mount (2 mounting methods)
L	More Than 1 Stud Per Car Plate
M	Flanges (for rear mounting)

CUSTOM CAR OPTIONS AVAILABLE (QUOTE PER JOB)

1	Custom Paint (background or letter, our paint or your paint)
2	Other Sizes Available, Along with Custom Sizing
3	Oxidizing
4	Commercial Bronze (90/10) Available
5	Plating (chrome & brass)
6	Strip Plates
7	Custom Sizes and Styles Available
8	Metal Etching
9	Gold Plating

3 or more characters available

Jamb Braille Plates

- Standard jamb braille meets all ADA standards.
- Powder epoxy black background color with brushed stainless steel copy. Heavy duty 19 gauge (.042) thick.
- Your choice of one mounting method:
 - pressure sensitive
 - holes with drive pins
 - threaded stud
- News Gothic typestyle.
- 2" character available in regular or condensed.
- Truxes jamb plates will hold any 1 or 2 letter/number combinations.

For other materials or finishes please see page 5.



Sizes and finishes shown are for example only. All finishes are available on all sizes.

ITEM #	STOCK #	SIZE (W X H)	RADIUS
1	J442	4 x 4	1/16
2	J342	3 x 4	1/16
3	J200	3.25 x 3.25	1/16
4	J335	3 x 3.5	1/8
5	J442-BL	4 x 4 BRAILLE LEFT	1/16
6	J352	3.5 x 3.5	1/4
7	JR450	4.5 DIAMETER	
8	J432-BL	4 x 3	1/16
9	J332	3 x 3	1/4
10	J342	3 x 4	1/16



NO MINIMUM ORDER
630. 554. 8448
888. 554. 8448

STANDARD OPTIONS FOR JAMB PLATES

A	All Brushed Stainless Steel Finish
B	Brushed Brass Character, Black Background
C	All Brushed Brass Alloy 260
D	All Brushed Muntz Alloy 280
E	All Mirror Stainless
F	All Mirror Brass Alloy 260
G	All Mirror Muntz Alloy 280
H	Black Character
I	White Character
J	Mirror Character on Black Background
K	Double Mount (2 mounting methods)
L	More Than 2 Studs Per Jamb Plate
M	Flanges (for rear mounting)

CUSTOM JAMB OPTIONS AVAILABLE (QUOTE PER JOB)

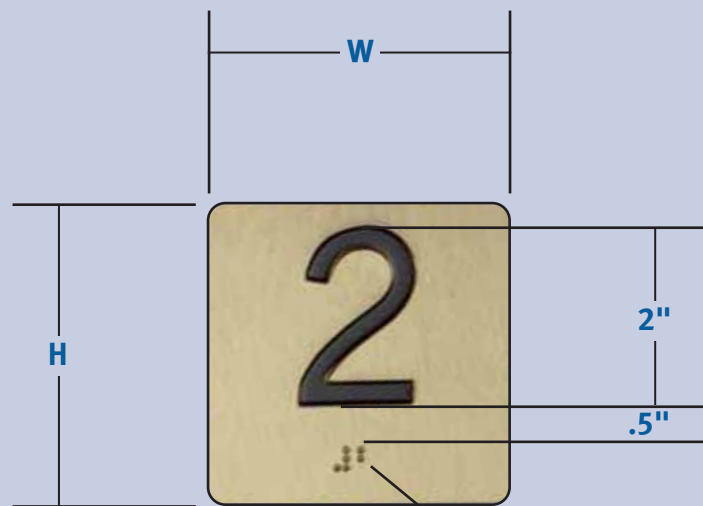
1	Custom Paint (background or letter, our paint or your paint)
2	Other Sizes Available, Along with Custom Sizing
3	Oxidizing
4	Commercial Bronze (90/10) Available
5	Plating (chrome & brass)
6	Stackables (one number on top of another for very narrow jambs)
7	Curves Jamb Plates (radius curves to fit jamb)
8	Metal Etching
9	Gold Plating

3 or more characters available

STANDARD MOUNTING METHOD:

1. 10 mil pressure sensitive backing
2. (1) #6-32 x 3/8" Stud Mount
3. (4) .104" Dia. Mounting Holes (#44 [.086] drill bit)

.030" MIN. EMBOSSED



.042" MATERIAL THICKNESS

**BRAILLE
TRANSLATION**

Custom Elevator Braille Signs

- Custom Sizing
- Custom Copy
- Custom Colors
- Custom Strips

In a word, Custom.
Any way you want it.



NO MINIMUM ORDER

630. 554. 8448

888. 554. 8448

Intro to Elevator Signs



Elevator Signage Available in Three Combinations

- (A) Epoxy Bond Printing on Metal
- (B) Screen Printing on Plastic
- (C) Engraved, Chemically Etched



“New” Full Custom Etching & Engraving Capabilities!

Engraved, chemically etched sign

In Case of Fire Signage

SAFETY SIGNAGE

- Plastic Non Glare finish.
- 3M full back adhesive, foam adhesive available.
- Process screen inks resist sun and light fading.
- Signs also available in full range of materials (Stainless Steel, Brass, Muntz, etc. call for pricing).
- We have the plastic metal look signs at a fantastic price.

LEXAN® FLEXIBLE DECALS

- 7 mil Lexan (polycarbonate) Non Glare, scratch resistant, flexible signs.
- 3M full back adhesive.
- Process screen inks resist sun and light fading.

Lexan is a registered trademark of the General Electric Corporation.




ICF-58-38
ICF-58-38BLK
5 x 8




ICF-58-39
5 x 8



ICF-58-40
5 x 8




ICF-58-41SC
5 x 8



ICF-58-42MD
5 x 8



ICF-58-APX-LIFT
5 x 8



ICF-58-APX-H
ICF-58-APX-O
5 x 8



ICF-335-1MI ▶ 3 x 3 1/2
ICF-67-1MI ▶ 6 x 7



ICF-67-3WA
6 x 7

NO MINIMUM ORDER
630. 554. 8448
888. 554. 8448



ICF-335-8CA ▶ 3 x 3 1/2
 ICF-67-8CA ▶ 6 x 7
 ICF-710-8CA ▶ 7 x 10



ICF-67-16GA ▶ 6 x 7
 ICF-810-16GA ▶ 8 x 10



ICF-335-22 ▶ 3 x 3 1/2
 ICF-67-22 ▶ 6 x 7



ICF-67-23
 6 x 7



ICF-67-26
 6 x 7

AVAILABLE IN SPANISH AND FRENCH



ICF-810-29
 8 x 10



ICF-67-30
 6 x 7



ICF-67-31MA ▶ 6 x 7
 ICF-335-31MA ▶ 3 x 3 1/2



ICF-67-32TN
 6 x 7



ICF-99-43MD
 9 x 9



ICF-MASS
 2 1/4 x 3 1/4
 AVAILABLE IN BRUSHED STAINLESS STEEL OR BRASS



ENGLISH/SPANISH
 ICF-107-6 ▶ 10 x 7



ENGLISH/SPANISH
 ICF-107-12 ▶ 10 x 7

Escalator Signage

- Signs are made of durable plastic with full back 3M adhesive.
- All signs available as Lexan® flexible 7 mil and as self adhesive vinyl decals.
- Process screen inks resist sun and light fading.
- Signs are also available in full range of materials.

Lexan is a registered trademark of the General Electric Corporation.



ESCAL-1
4 1/4 x 9



ASME AND CANADIAN SAFETY CODE
ESCAL-02-ASME
4 x 7 3/4
(102MM x 197 MM)



ESCAL-3
4 1/4 x 9



LOS ANGELES
ESCAL-4 ▶ 4 1/4 x 9



ESCAL-9
4 1/4 x 9



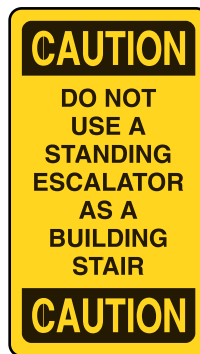
AUTOMATED WALKWAY
ESCAL-10▶ 4 1/4 x 9



ESCAL-11
4 1/4 x 9



ESCAL-16
4 1/4 x 9 3/4



ESCAL-20
4 x 7



SPANISH
LOS ANGELES
ESCAL-5
4 1/4 x 9



SPANISH
ATLANTA,
MIAMI
ESCAL-7
4 1/4 x 9



ESCAL-12
4 x 7



ESCAL-13
4 1/4 x 9



ESCAL-6
4 x 7



SPANISH
NEW YORK
ESCAL-8
4 1/4 x 9

NO MINIMUM ORDER

630. 554. 8448
888. 554. 8448



10 x 7

AUTHORIZED PERSONNEL ONLY DANG-107-2
DO NOT ENTER DANG-107-3
DO NOT OPERATE DANG-107-4
ELECTRIC CURRENT KEEP OFF DANG-107-5
ELECTRIC ROOM AUTHORIZED PERSONNEL ONLY DANG-107-6
ELEVATOR EQUIPMENT ROOM AUTHORIZED PERSONNEL ONLY DANG-107-1
ELEVATOR HOISTWAY DANG-107-7
ELEVATOR SHAFT DANG-107-8
EYE PROTECTION REQUIRED DANG-107-9
HARD HAT PROTECTION REQUIRED DANG-107-10
HIGH VOLTAGE DANG-107-11
HIGH VOLTAGE ELEVATOR MACHINE ROOM DANG-107-12
KEEP AWAY DANG-107-13
KEEP CLOSED DANG-107-14
KEEP OFF DANG-107-15
KEEP OUT HAZARD AREA DANG-107-16
LOW CLEARANCE DANG-107-24
LOW OVERHEAD DANG-107-25
MEN WORKING IN HOISTWAY DANG-107-17
NO ADMITTANCE DANG-107-18
NO SMOKING DANG-107-19
OUT OF SERVICE DANG-107-23
RESTRICTED AREA AUTHORIZED PERSONNEL ONLY DANG-107-20
SAFETY GLASSES MUST BE WORN AT ALL TIMES DANG-107-21



10 x 7

DO NOT OPERATE WITHOUT GUARDS CAUT-107-1
DO NOT TOUCH SWITCHES CAUT-107-2
ELEVATOR PIT CAUT-107-19
ELEVATOR MACHINE ROOM AUTHORIZED PERSONNEL ONLY CAUT-107-20
EYE PROTECTION MUST BE WORN ON THIS JOB CAUT-107-3
GATE MUST BE CLOSED ON LEAVING ELEVATOR CAUT-107-18
HARD HATS AND SAFETY GLASSES REQUIRED IN THIS AREA CAUT-107-5
HEARING PROTECTION REQUIRED CAUT-107-7
KEEP DOOR CLOSED CAUT-107-8
KEEP LEFT CAUT-107-9
KEEP RIGHT CAUT-107-10
LOW CLEARANCE CAUT-107-11
LOW OVERHEAD CAUT-107-23
MEN WORKING CAUT-107-12
SAFETY GLASSED REQUIRED AT ALL TIMES CAUT-107-13
THIS EQUIPMENT STARTS AND STOPS AUTOMATICALLY CAUT-107-14
WATCH OUT FOR MOVING EQUIPMENT CAUT-107-15
WATCH YOUR STEP CAUT-107-16



10 x 7

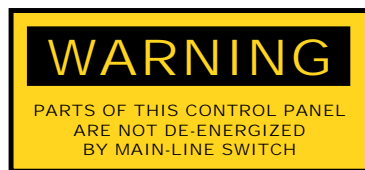
AUTHORIZED PERSONNEL ONLY NOTICE-107-1
ELECTRIC ROOM AUTHORIZED PERSONNEL ONLY NOTICE-107-2
ELEVATOR EQUIPMENT ROOM AUTHORIZED PERSONNEL ONLY NOTICE-107-3
ELEVATOR OUT OF ORDER NOTICE-107-5
THIS ELEVATOR FOR FREIGHT ONLY NOT FOR PASSENGERS NOTICE-107-6



EMERGENCY EQUIPMENT SAFE-107-1
KEEP HAND OUT OF MOVING MACHINERY SAFE-107-2
WEAR PROPER SAFETY EQUIPMENT SAFE-107-3



WARN-DEC-1
5 x 2 1/4



WARN-DEC-2
WARN-DEC-2WR
(WHITE WITH RED LETTERS)
5 x 2 1/4



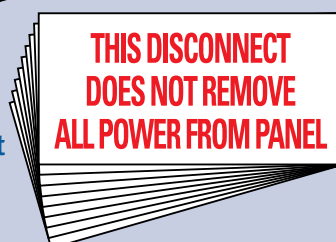
WARN-35WR
5 x 2 1/4

SELF-STICKING LOCK-OUT LABELS

- Self-Sticking Labels
- 2 1/4" W x 4 1/2" H
- Red Letters with White Background



Label-Lockout



Label-Disconnect



DANG-63-S200DCL
6 x 3

SAFETY SIGNAGE

- Plastic Non Glare finish.
- 3M full back adhesive, foam adhesive available.
- Process screen inks resist sun and light fading.
- Signs also available in full range of materials (Stainless Steel, Brass, Muntz, etc. call for pricing).
- We have the plastic metal look signs at a fantastic price.

Elevator Fire & Emergency Signage

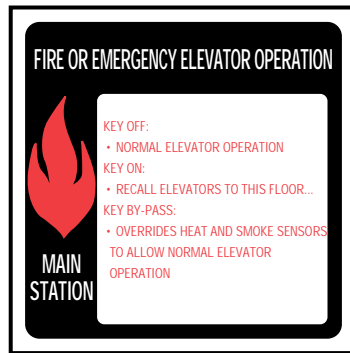
SAFETY SIGNAGE

- Plastic Non Glare finish.
- 3M full back adhesive, foam adhesive available.
- Process screen inks resist sun and light fading.
- Signs also available in full range of materials (Stainless Steel, Brass, Muntz, etc. call for pricing).
- We have the plastic metal look signs at a fantastic price.

LEXAN® FLEXIBLE DECALS

- 7 mil Lexan (polycarbonate) Non Glare, scratch resistant, flexible signs.
- 3M full back adhesive.
- Process screen inks resist sun and light fading.

Lexan is a registered trademark of the General Electric Corporation.



SFOM-66-10 ▶ 6 x 6



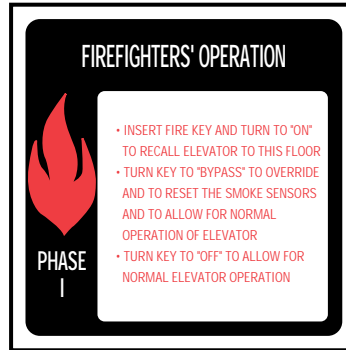
SFOM-66-11 ▶ 6 x 6



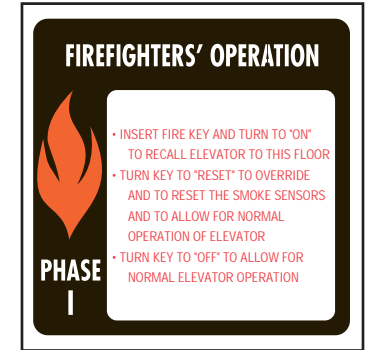
SFOM-66-14 ▶ 6 x 6



SFOM-66-15 ▶ 6 x 6



SFOM-66-16 ▶ 6 x 6



SFOM-66-16RESET ▶ 6 x 6



SFOM-66-17NY ▶ 6 x 6



SFOM-66-17 ▶ 6 x 6



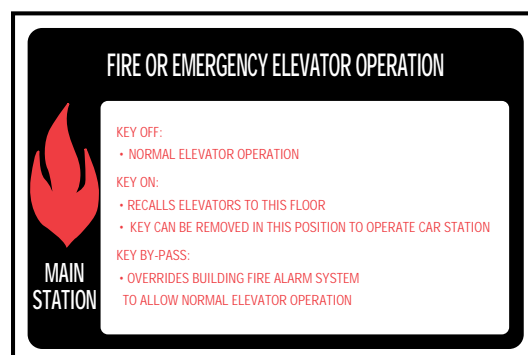
SFOM-66-18 ▶ 6 x 6



SFOM-66-19 ▶ 6 x 6



SFOM-66-34 ▶ 6 x 6



SFOM-96-05 ▶ 9 x 6

NO MINIMUM ORDER

630. 554. 8448

888. 554. 8448

Elevator Fire & Emergency Signage



SFOC-66-19 ▶ 6 x 6



SFOC-66-20 ▶ 6 x 6



SFOC-66-22 ▶ 6 x 6



SFOC-66-23 ▶ 6 x 6



SFOC-66-24 ▶ 6 x 6



SFOC-66-26 ▶ 6 x 6



SFOC-66-34 ▶ 6 x 6



SFOC-66-35 ▶ 6 x 6



SFOC-66-36 ▶ 6 x 6



SFOC-66-40 ▶ 6 x 6



SFOC-66-41 ▶ 6 x 6



SFOC-66-43 ▶ 6 x 6



SFOC-66-46 ▶ 6 x 6

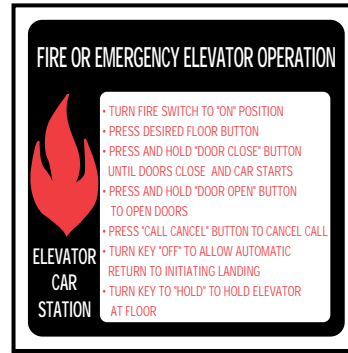


SFOC-66-48 ▶ 6 x 6

Elevator Fire & Emergency Signage



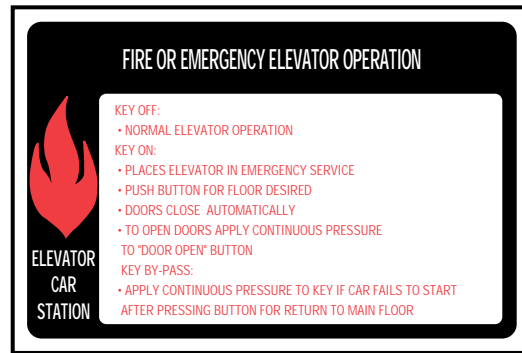
SFOC-66-50
6 x 6



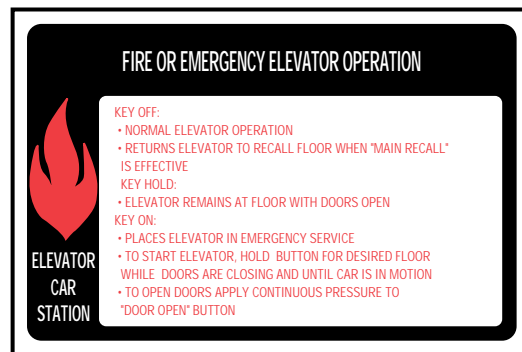
SFOC-66-51
6 x 6



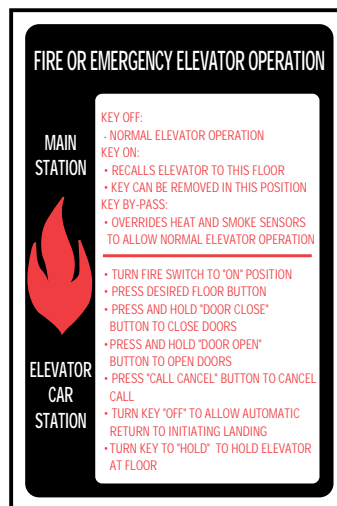
SFOC-69-01
6 x 9



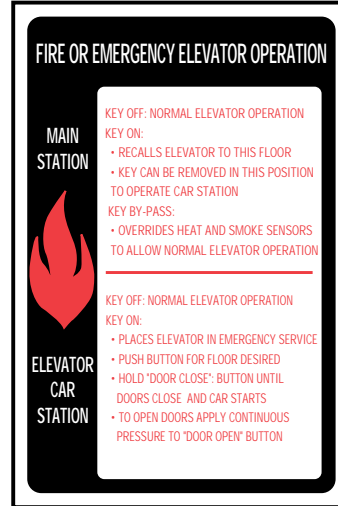
SFOC-96-04
9 x 6



SFOC-96-08
9 x 6



SFOMC-69-03 ▶ 6 x 9



SFOMC-69-14 ▶ 6 x 9

Fire Fighters Signage

FIREFIGHTERS' OPERATION



When flashing, exit elevator

To operate car	Insert fire key and turn to "ON" Press desired floor button
To cancel floor selection	Press "CALL CANCEL" button
To close power-operated door	Press and hold "DOOR CLOSE" button
To open power-operated door	Press and hold "DOOR OPEN" button
To hold car at floor	With doors open, turn key to "HOLD"
To automatically send car to recall floor	With doors open, turn key to "OFF"

PHASE 2-FH1998
6 x 6

FIRE OPERATION



When flashes, exit elevator

To operate car	Insert fire key and turn to "ON" Press desired button.
To cancel floor selection	Press "CALL CANCEL" button.
To close power-operated door	Press and hold "DOOR CLOSE" button.
To open power-operated door	Press and hold "DOOR OPEN" button.
To hold car at floor	Turn key to "HOLD".
To automatically send car to recall floor	With doors open, turn key to "OFF".

PHASE 2-FH2000
6 x 6

FIRE OPERATION



When flashes, exit elevator

To operate car	Insert fire key and turn to "ON" Press desired button.
To cancel floor selection	Press "CALL CANCEL" button.
To close power-operated door	Press and hold "DOOR CLOSE" button.
To open power-operated door	Press and hold "DOOR OPEN" button.
To hold car at floor	With doors open, turn key to "HOLD".
To automatically send car to recall floor	Turn key to "OFF".


PHASE 2 FH2002
PHASE 2-FH2004
6 x 6

NO MINIMUM ORDER

630. 554. 8448

888. 554. 8448

Star of Life & Medical Signage



**PHYSICALLY DISABLED
PERSONS ONLY
NO FREIGHT**

HANDI-710-1
7 x 10



HANDI-83-1
8 x 3

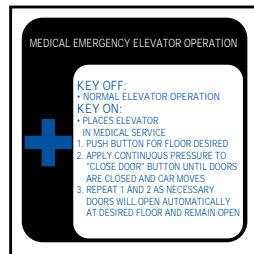
ITEM # MATERIAL

1	SOL-004	MUNTZ
2	SOL-P	PLASTIC
3	SOL	BRASS
4	SOL	CAST
5	SOL-003	STAINLESS

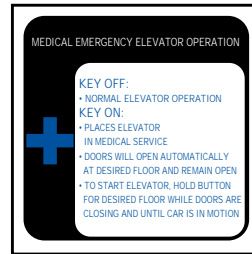
Also available in vinyl sticker.



HANDI-77-W
7 x 7



ME-66-01 ▶ 6 x 6
ME-66-01(R) (RED)



ME-66-02 ▶ 6 x 6
ME-66-02(R) (RED)



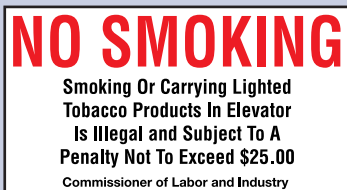
NS-57-1
5 x 7



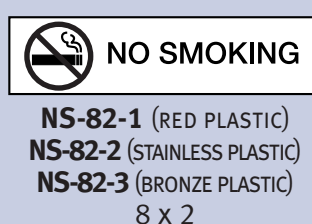
NS-57-2
5 x 7



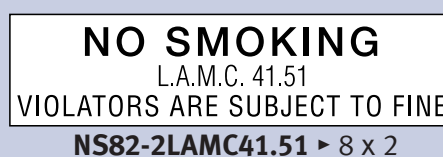
LOS ANGELES
NS-57-3 ▶ 5 x 7



NS-95-5MD
9 x 5



NS-82-1 (RED PLASTIC)
NS-82-2 (STAINLESS PLASTIC)
NS-82-3 (BRONZE PLASTIC)
8 x 2



NS82-2LAMC41.51 ▶ 8 x 2



NS-52-1ALEX.VA
5 x 2




NS-104-4
10 x 4

No Smoking

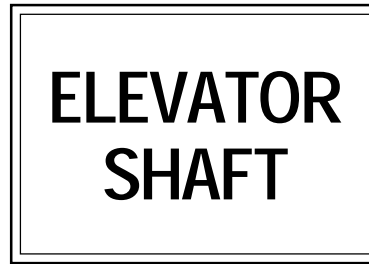
Elevator Maintenance Signage

SAFETY SIGNAGE

- Plastic Non Glare finish.
- 3M full back adhesive, foam adhesive available.
- Process screen inks resist sun and light fading.
- Signs also available in full range of materials (Stainless Steel, Brass, Muntz, etc. call for pricing).
- We have the plastic metal look signs at a fantastic price.




MAINT-107-3
10 x 7



MAINT-107-4
10 x 7



MAINT-67-5
6 x 7



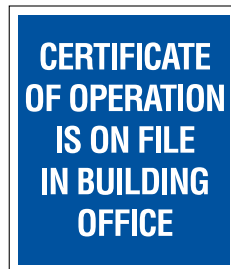
MAINT-67-6
6 x 7



MAINT-67-7
6 x 7



MAINT-67-8
6 x 7



MAINT-67-9
6 x 7



MAINT-2000
6 x 4



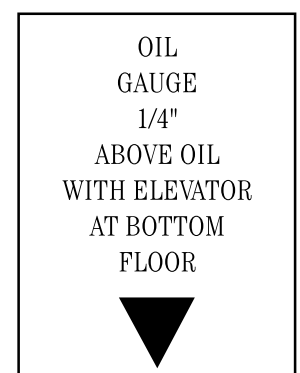
MAINT-2001
6 x 4



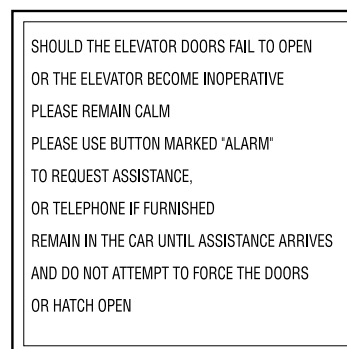
MAINT-MIP
4 x 6 ▶ 50 PER PAD
SELF-STICKING



MAINT-DNU
4 x 6 ▶ 50 PER PAD
SELF-STICKING



MAINT-011
3 x 4
MAGNETIC VINYL



PANIC-44
4 x 4




MAINT-012
6 x 7 ▶ CARD STOCK
25 PER PACK

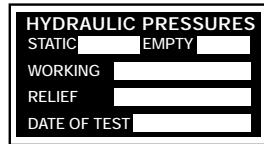
NO MINIMUM ORDER

630. 554. 8448
888. 554. 8448

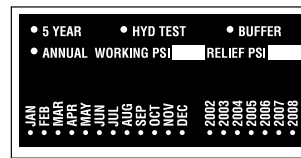
Name Plates & Data Tags



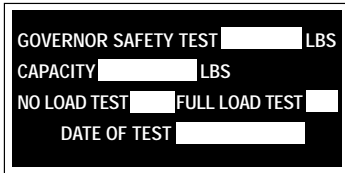
DATA-1-CWT
3.5 x 1.625



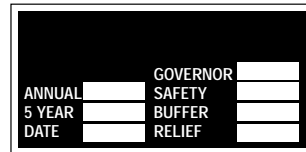
DATA-1-HYDPRES
3 x 1.625



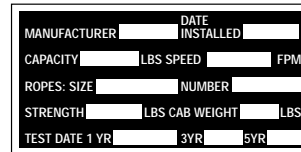
DATA-3-HYDTEST
3.5 x 1.75



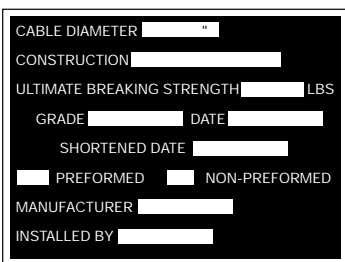
DATA-5-SAFE
4 x 2



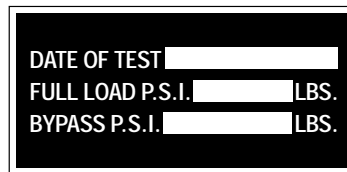
DATA-3-5YR
3.5 x 1.75



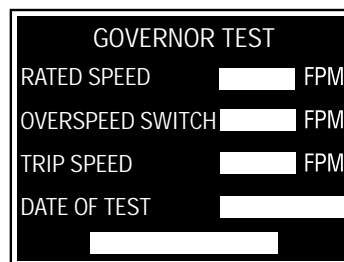
DATA-3-ROPE
3.5 x 1.75



DATA-6-CABLE
4 x 3



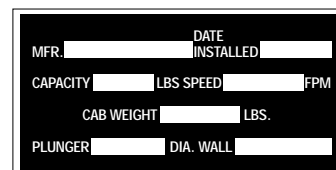
DATA-5-DATE
4 x 2



DATA-6-GOV
4 x 3



DATA-85-RTD
8.5 x 1.5

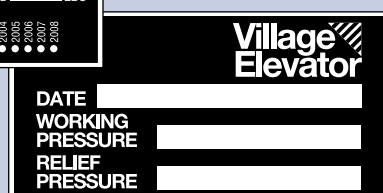



DATA-525-FPM
5 x 2.5

STANDARD SIZES

ITEM # **SIZE (W X H)**

DATA-1	3 x 1.625
DATA-2	3.25 x 1.25
DATA-3	3.5 x 1.75
DATA-4	3 x 1
DATA-5	4 x 2
DATA-6	4 x 3
DATA-7	2.5 x 1.25
CUSTOM SIZE	UP TO 25 INCHES



- Data tags can be customized with your company name and/or logo on either stock plates or custom designed plates

- Epoxy screen printed aluminum plates in 0.30 thickness with 1 or 2 mounting holes or adhesive.
- Quality, long life and function in name plates and data tags.
- Common sizes shown. Call for other base materials or custom sizes.
- To order, specify size, quantity, color and send sketch of layout desired.

Certificate Frames

- Stainless steel, bronze or mirrored stainless finish with acrylic windows
- Hidden mounting screws prevent vandalism
- Mounts vertically or horizontally




ITEM #	FRAME DIMENSIONS	WINDOW DIMENSIONS
CF34	4 1/2 x 5 3/4	3 1/2 x 4 3/4
CF46	5 1/2 x 7 3/4	4 x 6
CF48	5 3/4 x 9 3/4	4 1/4 x 8 1/4
CF69	7 1/8 x 10 1/8	5 5/8 x 8 5/8
CF810	9 1/4 x 11 1/4	7 3/4 x 9 3/4
CF8514	10 x 15 1/2	8 1/2 x 14

Screen printing is optional. "NO SMOKING" shown as example only.

Fascia Floor Marking Stencils

- Complete set includes: 0, 1-9, B, G, H, L, M, P
- Characters are on individual plates
- Characters are 4"



FFMS

5 x 8 DURABLE CLEAR 100 MIL PLASTIC
4" LETTERS

NO MINIMUM ORDER
630. 554. 8448
888. 554. 8448

Capacity Plates

- Plastic unless otherwise noted.

**CAPACITY
10,000 LBS**

CAP-1
6 x 4
1" LETTERS

**THIS ELEVATOR
DESIGNED FOR
LOADED INDUSTRIAL
TRUCK WEIGHT**

MAXIMUM

CAP-2
9 x 6

**CAPACITY
1500 LBS**

CAP-3
3 1/2 x 1 1/2

**CAPACITY
4000 LBS**

CAP-4
4 x 2 ► BRUSHED STAINLESS
5/8" LETTERS

**CAPACITY
6000 LBS**

CAP-5
8 x 4 ► BRUSHED STAINLESS
1" LETTERS

CAPACITY 10,000 LBS

CAP-6
10 x 2
1" LETTERS

**THIS IS NOT
A PASSENGER ELEVATOR**

**NO PERSONS OTHER
THAN THE OPERATOR AND
THE FREIGHT HANDLERS
ARE PERMITTED TO RIDE
ON THIS ELEVATOR**

ES-107-1
10 x 7

CLASS A LOADING

**ELEVATOR TO BE LOADED OR UNLOADED
MANUALLY OR BY MEANS OF
HAND TRUCKS ONLY.
NO SINGLE PIECE OF FREIGHT OR SINGLE
HAND TRUCK AND ITS LOAD SHALL EXCEED
_____ KG (_____ LB).**

ES-107-2
10 x 7

CLASS A LOADING

**THIS ELEVATOR
DESIGNED FOR
GENERAL FREIGHT
LOADING**

ES-107-3
10 x 7

CLASS B LOADING

**THIS ELEVATOR DESIGNED
TO TRANSPORT MOTOR
VEHICLES HAVING A
MAXIMUM GROSS WEIGHT
NOT TO EXCEED _____ LB.**

ES-107-4
10 x 7

CLASS C-1 LOADING

**THIS ELEVATOR DESIGNED
TO TRANSPORT LOADED
INDUSTRIAL TRUCK
MAXIMUM COMBINED
WEIGHT OF INDUSTRIAL
TRUCK AND LOAD
NOT TO EXCEED _____ LB.**

ES-107-5
10 x 7

CLASS C-2 LOADING

**THIS ELEVATOR DESIGNED FOR LOADING
AND UNLOADING BY INDUSTRIAL TRUCK.
MAXIMUM LOADING AND UNLOADING
WEIGHT WHILE PARKED
NOT TO EXCEED _____ LB.
MAXIMUM WEIGHT TRANSPORTED
NOT TO EXCEED _____ LB.**

ES-107-6
10 x 7

CLASS C-3 LOADING

**THIS ELEVATOR DESIGNED
TO TRANSPORT
CONCENTRATED LOADS
NOT TO EXCEED _____ LB.**

ES-107-7
10 x 7

**THIS IS NOT
A PASSENGER ELEVATOR**

**NO PASSENGERS
EXCEPT EMPLOYEES
PERMITTED**

ES-107-9
10 x 7

**THIS IS NOT
A PASSENGER ELEVATOR**

FOR FREIGHT ONLY

ES-107-10
10 x 7

Freight Elevator Capacity Plates

- Available in plastic, stainless steel, brass and muntz.

Custom Fabricated Signage

Customize to meet your particular specifications

- Custom Strips
- Custom Overlays
- Custom Screen Printing
- Custom Engineering
- Custom Copy
- Custom Braille Configuration



Elevator Identification Signage



ITEM #	STOCK #	SIZE (W X H)	CHARACTER SIZE (LETTERS AND NUMBERS)
1	CAR-44	4 x 4	1"—2"
2	CAR-35	3.5 x 3.5	5/8"—2"
3	ELEV-325	3.25 x 3.25	7/16"—1 1/2"
NOT PICTURED	CAR-257	1.625 x 2.75	5/8"—1"
NOT PICTURED	CAR-31	3 x 1	5/8"

NO MINIMUM ORDER
630. 554. 8448
888. 554. 8448

Custom ADA Signage

- Custom embossing
- Photopolymer, engraved & raster braille
- Embossed polycarbonate
- Etched ADA





TRUXES COMPANY

16 STONE HILL ROAD
OSWEGO, IL 60543
630. 554. 8448 PHONE
630. 554. 8453 FAX
888-554-8448
truxes.com
sales@truxes.com

A Member Of

